





W.R. WIGGINS
Evaluation of Instruction Program Report
 23S: DESMA 156 STU 1: 3D MODELING&MOTION
 No. of responses = 9
 Enrollment = 22
 Response Rate = 40.91%

1. Background Information:


1.1) Year in School:




1.2) UCLA GPA:



1.3) Expected Grade:



1.4) What requirements does this course fulfill?



2. To What Extent Do You Feel That:

2.1) Teaching Assistant Knowledge – The T.A. was knowledgeable about the material.

| | | | | | | | | | | |
|-------------------|---|---|---|---|---|---|---|---|---|---------------------|
| Very Low or Never | 0 | 0 | 0 | 0 | 0 | 0 | 2 | 2 | 5 | Very High or Always |
| | 1 | 2 | 3 | 4 | 5 | 6 | 7 | 8 | 9 | |

n=9
av.=8.33
md=9
dev.=0.87

2.2) Teaching Assistant Concern – The T.A. was concerned about student learning.

| | | | | | | | | | | |
|-------------------|---|---|---|---|---|---|---|---|---|---------------------|
| Very Low or Never | 0 | 0 | 0 | 0 | 0 | 1 | 2 | 1 | 5 | Very High or Always |
| | 1 | 2 | 3 | 4 | 5 | 6 | 7 | 8 | 9 | |

n=9
av.=8.11
md=9
dev.=1.17

2.3) Organization – Section presentations were well prepared and organized.

| | | | | | | | | | | |
|-------------------|---|---|---|---|---|---|---|---|---|---------------------|
| Very Low or Never | 0 | 0 | 0 | 0 | 0 | 0 | 1 | 1 | 4 | Very High or Always |
| | 1 | 2 | 3 | 4 | 5 | 6 | 7 | 8 | 9 | |

n=6
av.=8.5
md=9
dev.=0.84
ab.=3

2.4) Scope – The teaching assistant expanded on course ideas.

| | | | | | | | | | | |
|-------------------|---|---|---|---|---|---|---|---|---|---------------------|
| Very Low or Never | 0 | 0 | 0 | 0 | 0 | 0 | 1 | 3 | 4 | Very High or Always |
| | 1 | 2 | 3 | 4 | 5 | 6 | 7 | 8 | 9 | |

n=8
av.=8.38
md=8.5
dev.=0.74
ab.=1

2.5) Interaction – Students felt welcome in seeking help in or outside of the class.

| | | | | | | | | | | |
|-------------------|---|---|---|---|---|---|---|---|---|---------------------|
| Very Low or Never | 0 | 0 | 0 | 0 | 0 | 1 | 1 | 3 | 4 | Very High or Always |
| | 1 | 2 | 3 | 4 | 5 | 6 | 7 | 8 | 9 | |

n=9
av.=8.11
md=8
dev.=1.05

2.6) Communication Skills – The teaching assistant had good communication skills.

| | | | | | | | | | | |
|-------------------|---|---|---|---|---|---|---|---|---|---------------------|
| Very Low or Never | 0 | 0 | 0 | 0 | 0 | 0 | 2 | 3 | 4 | Very High or Always |
| | 1 | 2 | 3 | 4 | 5 | 6 | 7 | 8 | 9 | |

n=9
av.=8.22
md=8
dev.=0.83

2.7) Value – The overall value of the sections justified your time and effort.

| | | | | | | | | | | |
|-------------------|---|---|---|---|---|---|---|---|---|---------------------|
| Very Low or Never | 0 | 0 | 0 | 0 | 0 | 0 | 1 | 1 | 4 | Very High or Always |
| | 1 | 2 | 3 | 4 | 5 | 6 | 7 | 8 | 9 | |

n=6
av.=8.5
md=9
dev.=0.84
ab.=2

2.8) Overall – What is your overall rating of the teaching assistant?

| | | | | | | | | | | |
|-------------------|---|---|---|---|---|---|---|---|---|---------------------|
| Very Low or Never | 0 | 0 | 0 | 0 | 0 | 0 | 2 | 2 | 4 | Very High or Always |
| | 1 | 2 | 3 | 4 | 5 | 6 | 7 | 8 | 9 | |

n=8
av.=8.25
md=8.5
dev.=0.89

3. Your View of Section Characteristics:

3.1) Difficulty (relative to other courses)

| | | | | |
|-----|---|---|---|------|
| Low | 0 | 3 | 6 | High |
| | 1 | 2 | 3 | |

n=9
av.=2.67
md=3
dev.=0.5

| | | | |
|------|--|--|--|
| 3.2) | Workload/pace was | | n=8 av.=2.25 md=2 dev.=0.46 |
| 3.3) | Integration of section with course was | | n=3 av.=2 md=2 dev.=1 ab.=6 |
| 3.4) | Texts, required readings | | n=3 av.=2.33 md=2 dev.=0.58 ab.=6 |
| 3.5) | Homework assignments | | n=8 av.=2.25 md=2 dev.=0.46 ab.=1 |
| 3.6) | Graded materials, examinations | | n=7 av.=2.43 md=2 dev.=0.53 ab.=2 |
| 3.7) | Lecture presentations | | n=6 av.=2.33 md=2 dev.=0.52 ab.=3 |
| 3.8) | Class discussions | | n=4 av.=2.5 md=2.5 dev.=0.58 ab.=5 |

4. Comments:

- 4.1) Please identify what you perceive to be the real strengths and weaknesses of this teaching assistant and course.
- I have had Wiley as my TA all year long, and he is always an incredible joy to learn from and work with. Wiley is regarded by my other peers and faculty members at DMA to be a key part of how we function as a community.
- In the class, he was incredibly helpful in figuring out new programs, 3D modeling, and other factors in the class. Moreover, Wiley helped communicate our concerns to our lecturer when we were given too much work to complete in a week.
- Wiley is fantastic, and I wish him very well in his future endeavors.
- Wiley was always willing to help with any questions or concerns. And he has a lot of extensive knowledge to offer.

Profile

Subunit: **DESMA**
 Name of the instructor: **W.R. WIGGINS**
 Name of the course: **23S: DESMA 156 STU 1: 3D MODELING&MOTION**
 (Name of the survey)

Values used in the profile line: Mean

2. To What Extent Do You Feel That:

| | | | | | | | | | | | | |
|--|-------------------|--|--|--|--|--|--|--|--|---------------------|-----|----------|
| 2.1) Teaching Assistant Knowledge – The T.A. was knowledgeable about the material. | Very Low or Never | | | | | | | | | Very High or Always | n=9 | av.=8.33 |
| 2.2) Teaching Assistant Concern – The T.A. was concerned about student learning. | Very Low or Never | | | | | | | | | Very High or Always | n=9 | av.=8.11 |
| 2.3) Organization – Section presentations were well prepared and organized. | Very Low or Never | | | | | | | | | Very High or Always | n=6 | av.=8.50 |
| 2.4) Scope – The teaching assistant expanded on course ideas. | Very Low or Never | | | | | | | | | Very High or Always | n=8 | av.=8.38 |
| 2.5) Interaction – Students felt welcome in seeking help in or outside of the class. | Very Low or Never | | | | | | | | | Very High or Always | n=9 | av.=8.11 |
| 2.6) Communication Skills – The teaching assistant had good communication skills. | Very Low or Never | | | | | | | | | Very High or Always | n=9 | av.=8.22 |
| 2.7) Value – The overall value of the sections justified your time and effort. | Very Low or Never | | | | | | | | | Very High or Always | n=6 | av.=8.50 |
| 2.8) Overall – What is your overall rating of the teaching assistant? | Very Low or Never | | | | | | | | | Very High or Always | n=8 | av.=8.25 |

3. Your View of Section Characteristics:

| | | | | | | | | | | | | |
|---|----------|--|--|--|--|--|--|--|--|-----------|-----|----------|
| 3.1) Difficulty (relative to other courses) | Low | | | | | | | | | High | n=9 | av.=2.67 |
| 3.2) Workload/pace was | Too Slow | | | | | | | | | Too Much | n=8 | av.=2.25 |
| 3.3) Integration of section with course was | Poor | | | | | | | | | Excellent | n=3 | av.=2.00 |
| 3.4) Texts, required readings | Poor | | | | | | | | | Excellent | n=3 | av.=2.33 |
| 3.5) Homework assignments | Poor | | | | | | | | | Excellent | n=8 | av.=2.25 |
| 3.6) Graded materials, examinations | Poor | | | | | | | | | Excellent | n=7 | av.=2.43 |
| 3.7) Lecture presentations | Poor | | | | | | | | | Excellent | n=6 | av.=2.33 |
| 3.8) Class discussions | Poor | | | | | | | | | Excellent | n=4 | av.=2.50 |