





W.R. WIGGINS
Evaluation of Instruction Program Report
 22F: DESMA 155 STU 1: INTERACTIVE ANIMATN
 No. of responses = 4
 Enrollment = 24
 Response Rate = 16.67%

1. Background Information:


1.1) Year in School:




1.2) UCLA GPA:



1.3) Expected Grade:



1.4) What requirements does this course fulfill?



2. To What Extent Do You Feel That:

2.1) Teaching Assistant Knowledge – The T.A. was knowledgeable about the material.

Very Low or Never 0 0 0 0 0 0 0 0 1 3 Very High or Always
1 2 3 4 5 6 7 8 9

n=4
av.=8.75
md=9
dev.=0.5

2.2) Teaching Assistant Concern – The T.A. was concerned about student learning.

Very Low or Never 0 0 0 0 0 0 0 0 0 4 Very High or Always
1 2 3 4 5 6 7 8 9

n=4
av.=9
md=9
dev.=0

2.3) Organization – Section presentations were well prepared and organized.

Very Low or Never 0 0 0 0 0 0 0 0 0 3 Very High or Always
1 2 3 4 5 6 7 8 9

n=3
av.=9
md=9
dev.=0
ab.=1

2.4) Scope – The teaching assistant expanded on course ideas.

Very Low or Never 0 0 0 0 0 0 0 0 0 4 Very High or Always
1 2 3 4 5 6 7 8 9

n=4
av.=9
md=9
dev.=0

2.5) Interaction – Students felt welcome in seeking help in or outside of the class.

Very Low or Never 0 0 0 0 0 0 0 0 0 4 Very High or Always
1 2 3 4 5 6 7 8 9

n=4
av.=9
md=9
dev.=0

2.6) Communication Skills – The teaching assistant had good communication skills.

Very Low or Never 0 0 0 0 0 0 0 0 0 4 Very High or Always
1 2 3 4 5 6 7 8 9

n=4
av.=9
md=9
dev.=0

2.7) Value – The overall value of the sections justified your time and effort.

Very Low or Never 0 0 0 0 0 0 0 0 0 3 Very High or Always
1 2 3 4 5 6 7 8 9

n=3
av.=9
md=9
dev.=0
ab.=1

2.8) Overall – What is your overall rating of the teaching assistant?

Very Low or Never 0 0 0 0 0 0 0 0 0 4 Very High or Always
1 2 3 4 5 6 7 8 9

n=4
av.=9
md=9
dev.=0

3. Your View of Section Characteristics:

3.1) Difficulty (relative to other courses)

Low 0 2 1 High
1 2 3

n=3
av.=2.33
md=2
dev.=0.58
ab.=1

3.2)	Workload/pace was	Too Slow		Too Much	n=3 av.=2 md=2 dev.=0 ab.=1
3.3)	Integration of section with course was	Poor		Excellent	n=2 av.=3 md=3 dev.=0 ab.=2
3.4)	Texts, required readings	Poor		Excellent	n=3 av.=2.67 md=3 dev.=0.58 ab.=1
3.5)	Homework assignments	Poor		Excellent	n=3 av.=3 md=3 dev.=0 ab.=1
3.6)	Graded materials, examinations	Poor		Excellent	n=3 av.=3 md=3 dev.=0 ab.=1
3.7)	Lecture presentations	Poor		Excellent	n=3 av.=3 md=3 dev.=0 ab.=1
3.8)	Class discussions	Poor		Excellent	n=3 av.=3 md=3 dev.=0 ab.=1

4. Comments:

- 4.1) Please identify what you perceive to be the real strengths and weaknesses of this teaching assistant and course.
- Wiley is a great person to be around. I love their creativity and comments on work. Wiley was helpful to all the students learning unity. I appreciate all his help. He was flexible to meet outside of class and came prepared.
 - even without formal discussion sections, Wiley was always a great help and a lot of fun
 - he was truly amazing. he taught very well. One of my favorite TAs I've ever had :) everything was really perfect!!!

Profile

Subunit: DESMA
 Name of the instructor: W.R. WIGGINS
 Name of the course: 22F: DESMA 155 STU 1: INTERACTIVE ANIMATN
 (Name of the survey)

Values used in the profile line: Mean

2. To What Extent Do You Feel That:

2.1) Teaching Assistant Knowledge – The T.A. was knowledgeable about the material.	Very Low or Never										Very High or Always	n=4	av.=8.75
2.2) Teaching Assistant Concern – The T.A. was concerned about student learning.	Very Low or Never										Very High or Always	n=4	av.=9.00
2.3) Organization – Section presentations were well prepared and organized.	Very Low or Never										Very High or Always	n=3	av.=9.00
2.4) Scope – The teaching assistant expanded on course ideas.	Very Low or Never										Very High or Always	n=4	av.=9.00
2.5) Interaction – Students felt welcome in seeking help in or outside of the class.	Very Low or Never										Very High or Always	n=4	av.=9.00
2.6) Communication Skills – The teaching assistant had good communication skills.	Very Low or Never										Very High or Always	n=4	av.=9.00
2.7) Value – The overall value of the sections justified your time and effort.	Very Low or Never										Very High or Always	n=3	av.=9.00
2.8) Overall – What is your overall rating of the teaching assistant?	Very Low or Never										Very High or Always	n=4	av.=9.00

3. Your View of Section Characteristics:

3.1) Difficulty (relative to other courses)	Low										High	n=3	av.=2.33
3.2) Workload/pace was	Too Slow										Too Much	n=3	av.=2.00
3.3) Integration of section with course was	Poor										Excellent	n=2	av.=3.00
3.4) Texts, required readings	Poor										Excellent	n=3	av.=2.67
3.5) Homework assignments	Poor										Excellent	n=3	av.=3.00
3.6) Graded materials, examinations	Poor										Excellent	n=3	av.=3.00
3.7) Lecture presentations	Poor										Excellent	n=3	av.=3.00
3.8) Class discussions	Poor										Excellent	n=3	av.=3.00