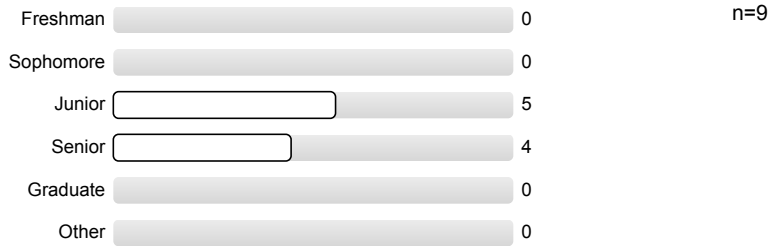





W.R. WIGGINS
Evaluation of Instruction Program Report
 21F: DESMA 156 STU 1: 3D MODELING&MOTION
 No. of responses = 9
 Enrollment = 22
 Response Rate = 40.91%

1. Background Information:

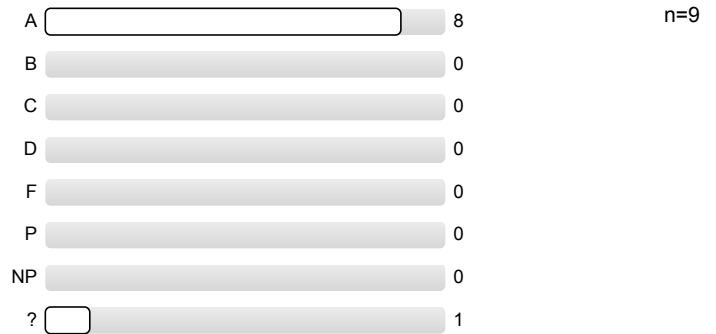
1.1) Year in School:




1.2) UCLA GPA:



1.3) Expected Grade:



1.4) What requirements does this course fulfill?



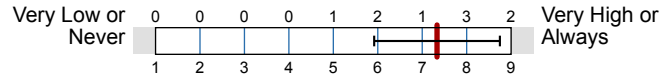
2. To What Extent Do You Feel That:

2.1) Teaching Assistant Knowledge – The T.A. was knowledgeable about the material.



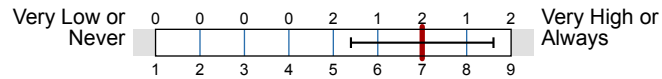
n=9
av.=7.56
md=7
dev.=1.24

2.2) Teaching Assistant Concern – The T.A. was concerned about student learning.



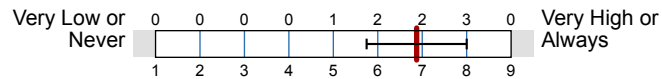
n=9
av.=7.33
md=8
dev.=1.41

2.3) Organization – Section presentations were well prepared and organized.



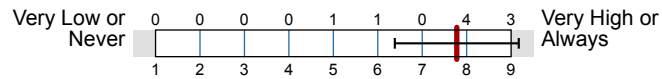
n=8
av.=7
md=7
dev.=1.6
ab.=1

2.4) Scope – The teaching assistant expanded on course ideas.



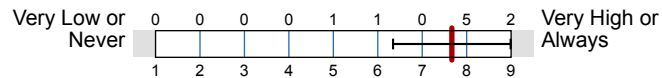
n=8
av.=6.88
md=7
dev.=1.13

2.5) Interaction – Students felt welcome in seeking help in or outside of the class.



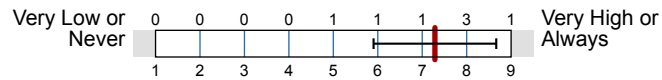
n=9
av.=7.78
md=8
dev.=1.39

2.6) Communication Skills – The teaching assistant had good communication skills.



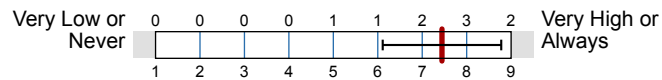
n=9
av.=7.67
md=8
dev.=1.32

2.7) Value – The overall value of the sections justified your time and effort.



n=7
av.=7.29
md=8
dev.=1.38
ab.=1

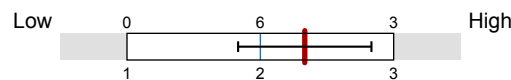
2.8) Overall – What is your overall rating of the teaching assistant?



n=9
av.=7.44
md=8
dev.=1.33

3. Your View of Section Characteristics:

3.1) Difficulty (relative to other courses)



n=9
av.=2.33
md=2
dev.=0.5

3.2)	Workload/pace was		n=9 av.=2.33 md=2 dev.=0.5
3.3)	Integration of section with course was		n=7 av.=2.57 md=3 dev.=0.53 ab.=2
3.4)	Texts, required readings		n=7 av.=2.43 md=2 dev.=0.53 ab.=2
3.5)	Homework assignments		n=9 av.=2.44 md=2 dev.=0.53
3.6)	Graded materials, examinations		n=9 av.=2.44 md=2 dev.=0.53
3.7)	Lecture presentations		n=9 av.=2.44 md=2 dev.=0.53
3.8)	Class discussions		n=8 av.=2.5 md=2.5 dev.=0.53 ab.=1

4. Comments:

- 4.1) Please identify what you perceive to be the real strengths and weaknesses of this teaching assistant and course.
- TA was very helpful when seeking help outside of class. I enjoyed the substance painter presentation.
 - This class was very difficult for people with no previous 3D modeling experience, as we learned a new program almost every class. I wish the tutorials were better documented, as that would have helped my learning experience greatly
 - Wiley is great — he was always willing to help and provided so many great suggestions that allowed me to better understand our projects.
 - Wiley is very knowledgeable and was always willing to help.
 - Wiley was very knowledgeable about the software! Maybe he could check in with the students more during class and see if they need help, however.
 - yes

Profile

Subunit: **DESMA**
 Name of the instructor: **W.R. WIGGINS**
 Name of the course: **21F: DESMA 156 STU 1: 3D MODELING&MOTION**
 (Name of the survey)

Values used in the profile line: Mean

2. To What Extent Do You Feel That:

2.1) Teaching Assistant Knowledge – The T.A. was knowledgeable about the material.	Very Low or Never		Very High or Always	n=9	av.=7.56
2.2) Teaching Assistant Concern – The T.A. was concerned about student learning.	Very Low or Never		Very High or Always	n=9	av.=7.33
2.3) Organization – Section presentations were well prepared and organized.	Very Low or Never		Very High or Always	n=8	av.=7.00
2.4) Scope – The teaching assistant expanded on course ideas.	Very Low or Never		Very High or Always	n=8	av.=6.88
2.5) Interaction – Students felt welcome in seeking help in or outside of the class.	Very Low or Never		Very High or Always	n=9	av.=7.78
2.6) Communication Skills – The teaching assistant had good communication skills.	Very Low or Never		Very High or Always	n=9	av.=7.67
2.7) Value – The overall value of the sections justified your time and effort.	Very Low or Never		Very High or Always	n=7	av.=7.29
2.8) Overall – What is your overall rating of the teaching assistant?	Very Low or Never		Very High or Always	n=9	av.=7.44

3. Your View of Section Characteristics:

3.1) Difficulty (relative to other courses)	Low		High	n=9	av.=2.33
3.2) Workload/pace was	Too Slow		Too Much	n=9	av.=2.33
3.3) Integration of section with course was	Poor		Excellent	n=7	av.=2.57
3.4) Texts, required readings	Poor		Excellent	n=7	av.=2.43
3.5) Homework assignments	Poor		Excellent	n=9	av.=2.44
3.6) Graded materials, examinations	Poor		Excellent	n=9	av.=2.44
3.7) Lecture presentations	Poor		Excellent	n=9	av.=2.44
3.8) Class discussions	Poor		Excellent	n=8	av.=2.50