

# OBELISK

Obelisk- game proposal by Wiley Wiggins

Obelisk is an isometric 2d game with dithered 1-bit artwork and an economy-based mechanic that revolves around debt and credit.

**You have been granted a *line of credit* by an Obelisk.**

But with this credit comes debt. As long as you are in debt to an obelisk you may travel in its lands, but you must also pay tribute.

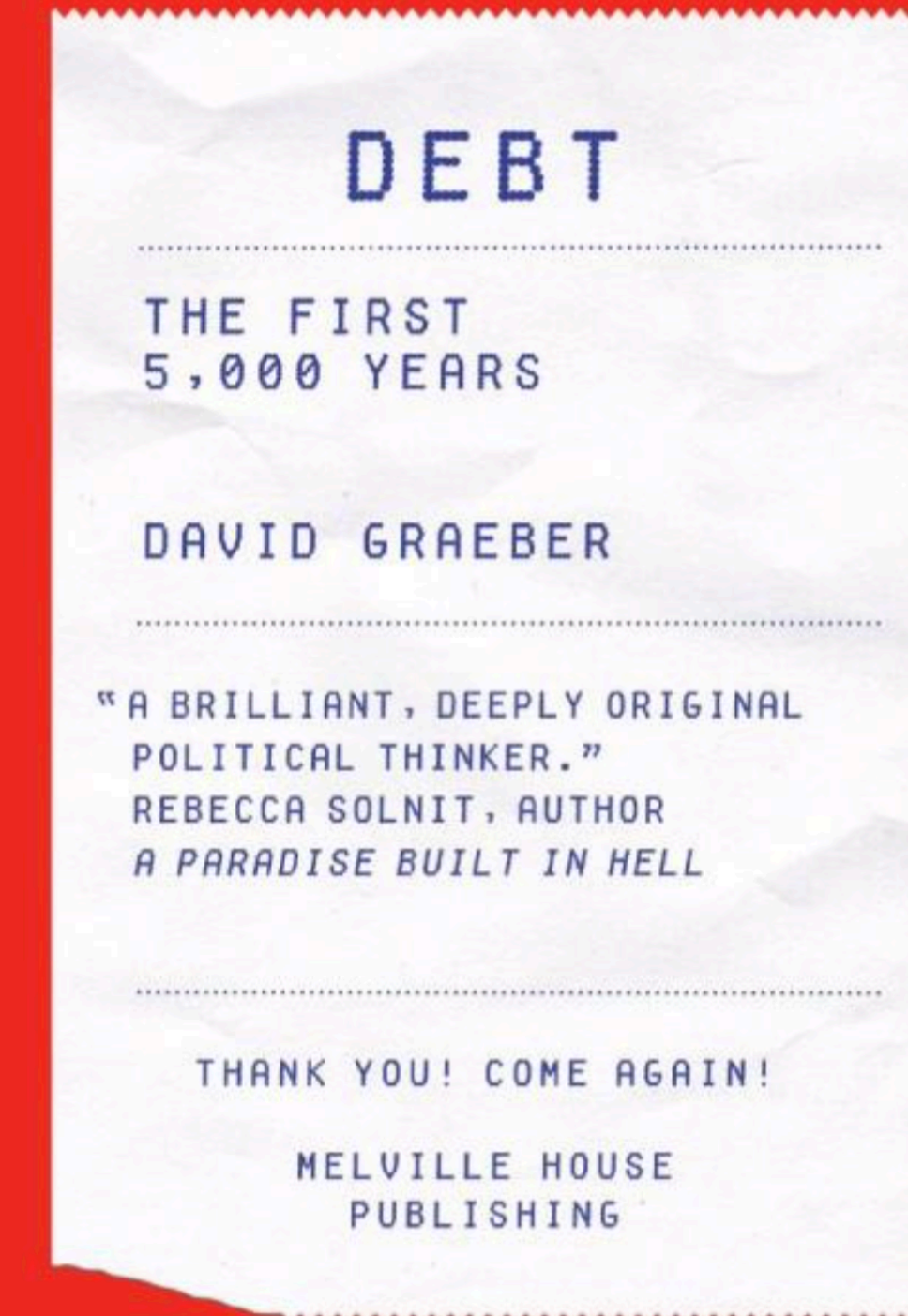


## Conceptual References-

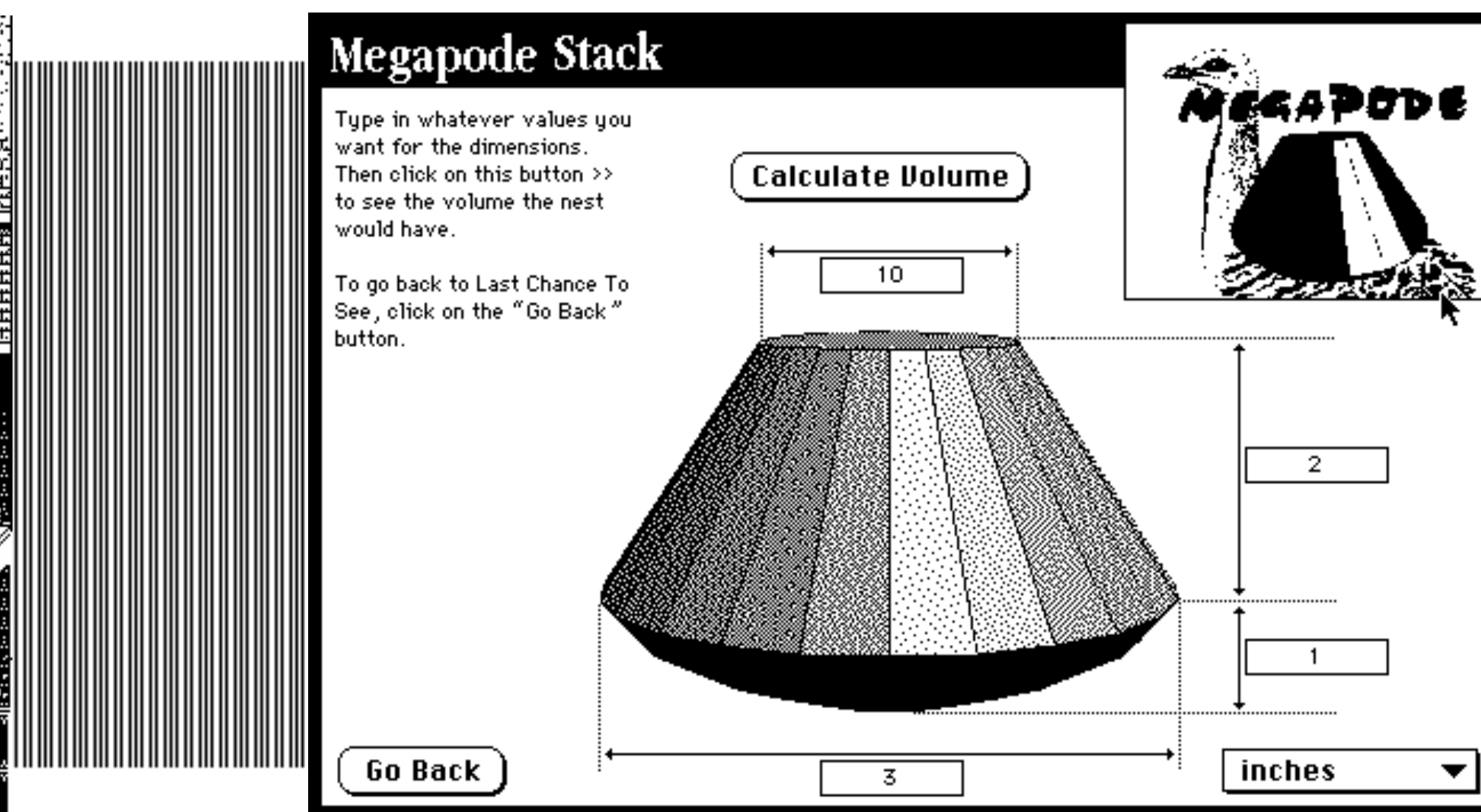


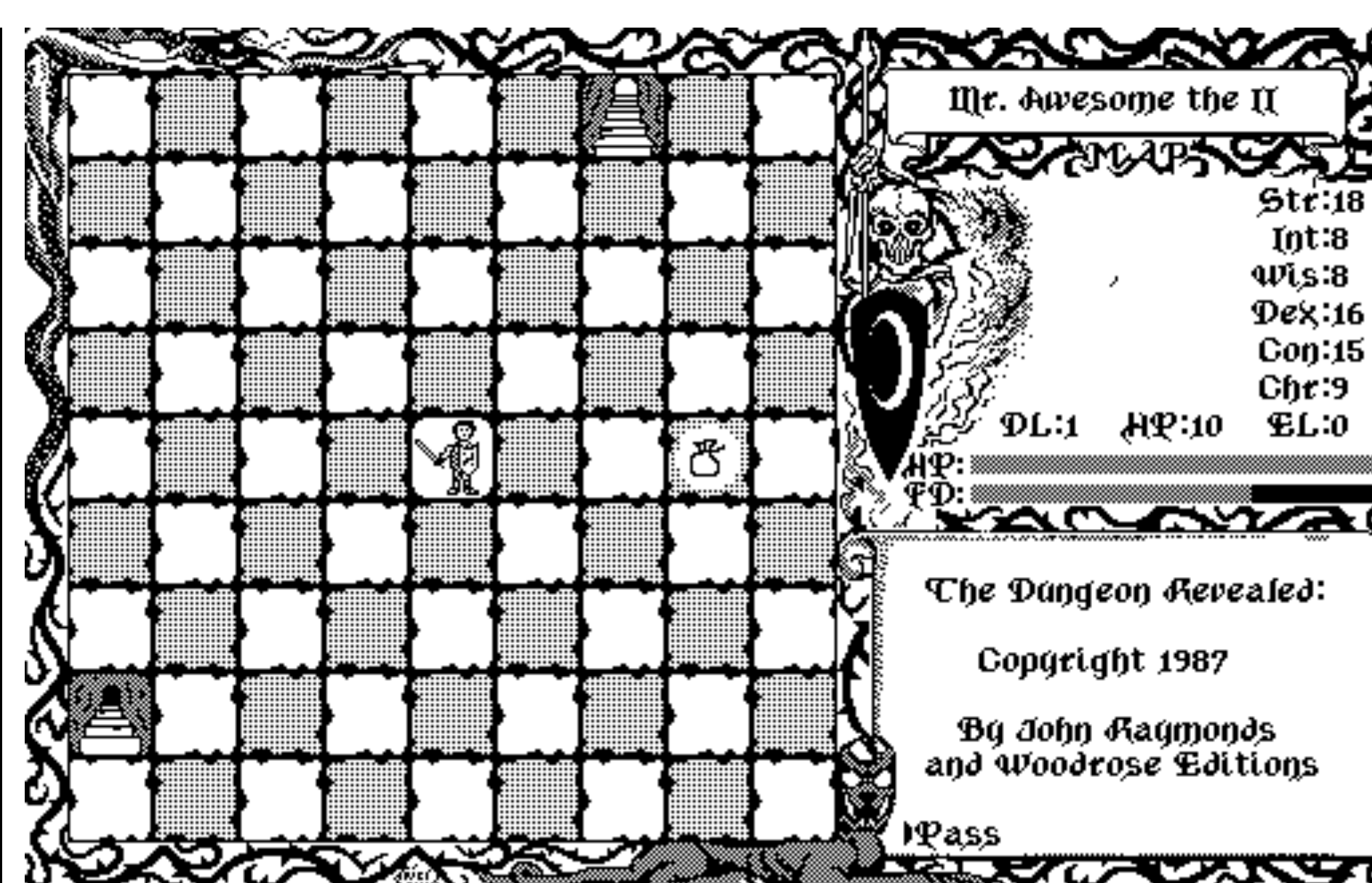
### “Debt” by David Graeber

Debt is an anthropological look at pre-monetary societies and how they were based not on barter, but on debt, and how concepts of debt have evolved over time.

In Obelisk there is a material resource (blocks) and notions of credit and debt that come from usable stacks of blocks (obelisks) that incur debt on characters in their vicinity. Debt ticks up over time spent in obelisk territories. Debt is paid automatically from a player's carried blocks. Players may pull blocks from obelisks, from other places where they have been placed as barriers, or from the ground- each ground tile is made up of a single block, and if that block is removed an un-walkable dead zone is created.








Visual References:  
Early Macintosh pixel art,  
fantasy art

Embrace moire patterns  
rather  
Than fight for pixel  
perfect  
Graphics



As a child the early Macintosh was a magic talisman and a class signifier to me, something that I could only access by befriending a wealthy child. My impressions of games on the Macintosh were elliptical- as much imagined as they were grounded in what I had seen. My fixation on the art of the Macintosh was strengthened by later experiences with the Hypercard multimedia authoring environment.






## Game feel - Populous

Populous is a reference point for the pace and perspective of obelisk, although in obelisk you are controlling a single character rather than the world. The game uses click to pickup/place blocks (left click to walk /right click, pawn walks to spot and picks up or places blocks)

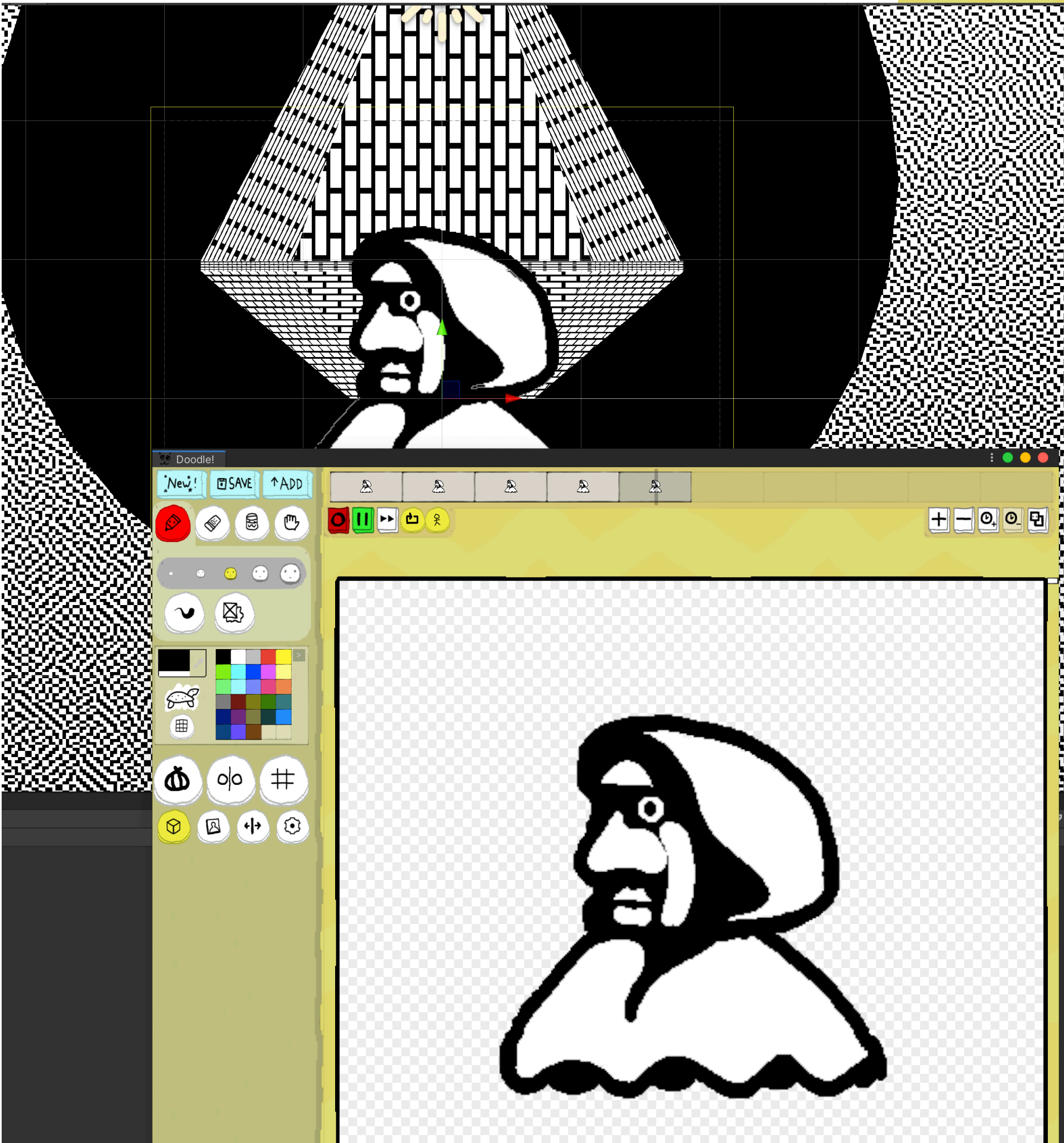




A background sky of dithered  
Animated clouds gives  
atmosphere over an isometric  
pixel play-surface



# Animated sprites using Fernando Ramallo's Doodle Studio '95



## You own this plugin for Unity3D

[Download](#) Purchased for \$45.00 8 days ago

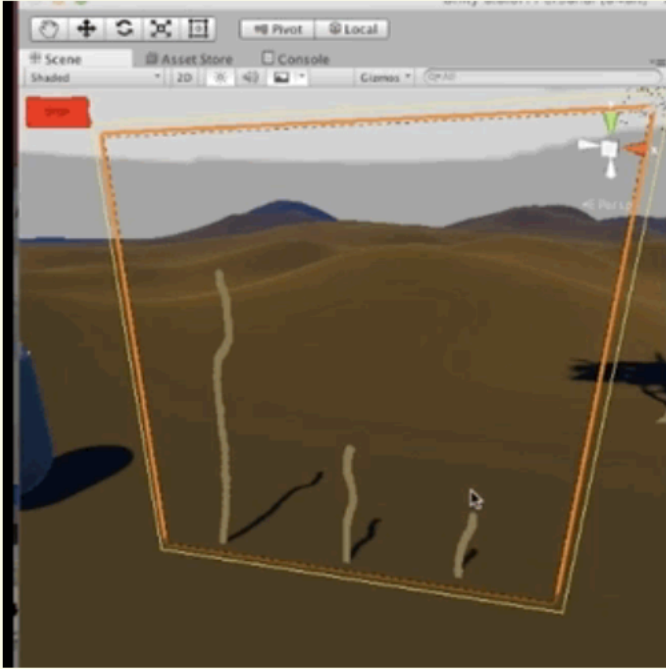
## Doodle Studio 95!

A downloadable plugin for Unity3D

[Buy Now](#) \$45.00 USD or more

**DOODLE STUDIO 95** is a FUN drawing and animation tool for [Unity](#).

Doodle an animation without leaving the Editor and turn your drawings into sprites, UI elements, particles or textures, with a single click.



## Features

- Draw inside the Unity Editor
- Easy presets for backgrounds, characters and UI elements
- Example scenes with 2.5D characters, foliage, speech bubbles and transitions, with reusable scripts
- Draw and animate inside the Scene View (beta)
- Shadow-casting shaders
- Don't think about materials or image formats, it Just Works.
- Six Symmetry modes
- Draw seamless patterns
- Record mode adds frames as you draw
- Record a sound with a single click! Boop!
- Easy API for using animations with scripts
- Convert to sprite sheets or GIFs
- ...and more

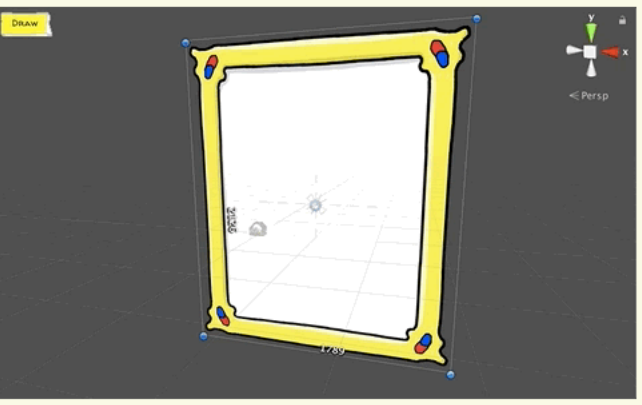

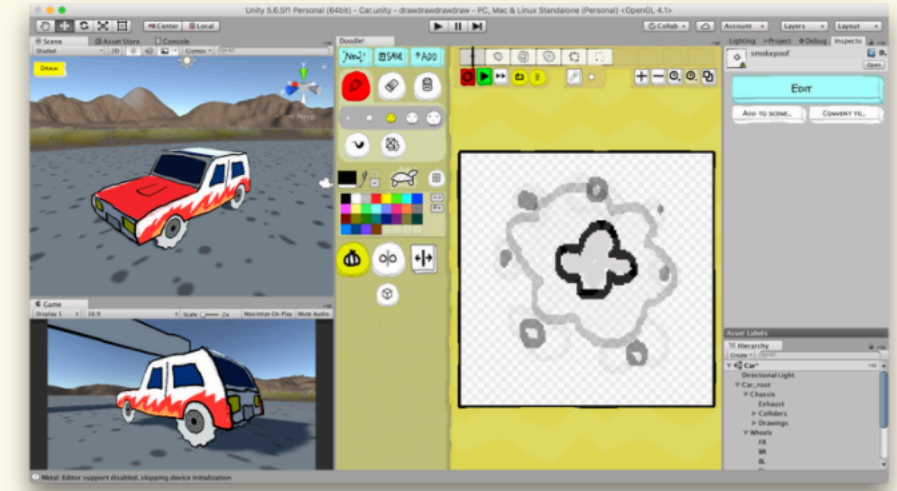
[View all by Fernando Ramallo](#)

[Following Fernando Ramallo](#)

[Add To Collection](#)

[Rate this plugin for Unity3D](#)

[Related games](#)



## Writing-

Obelisk names are randomly generated from Cthulu-mythos-esque word-parts. Some exposition occurs in-text in scroll like UI windows. The text is a combination of a blackletter title font and a monospace font.


Writing appears in scroll-like UI elements that can grow in height.

## Sound-

Low, ominous hums that increase in intensity the closer you come to an obelisk. The sound of an unrolling scroll when ui windows open.







Game is played on an isometric tilemap to show height





The Basic Game (Week 8 goal):

The game is isometric to show obelisk height. Pawns (players and npc's) are 2d doodle studio sprites. Players can lift and carry one block at a time. Players can place blocks on a grid as obstacles, and extract blocks from the ground. Obelisks have a popup ui element showing their randomly generated names and descriptive text. Obelisks have shaded territories who's diameter is relative to their height.



Chunks of the world may fall off if a they are severed by removing too many blocks from the floor. I like the idea of disappearing play area from too much extraction.

When first entering the territory of an obelisk you sign a contract that puts you in an amount of debt that must be paid at regular intervals by bringing a block to the obelisk, making it one block higher. If you do not meet your regular block requirement you are forbidden from entering the territory until you pay. Blocks can be borrowed from the obelisk stack, increasing debt. Obelisk debts can be paid by going into debt to other obelisks.

This mechanic makes the game an exploration game where areas are economically locked and unlocked. The player is searching for their own obelisk cap, with the promise that they would be able to own their own obelisk and collect debt from npc's (this isn't an achievable goal)



Week 1

Evaluate isometric tilemaps 2

implement isometric tile maps 2

Evaluate player controls 2

animate peon sprites –

create obelisk sprites 1

implement player controls 3

evaluate local multiplayer 4

Week 2

Implement block stacking 4

Implement block pickups 3

implement attract screen w number of players 3

evaluate UI 3

create obelisk name list, evaluate text generation 1

Week 3

implement sky animation 1

create sounds 1

implement UI 4

theme song 1

implement text generation 1

Week 4 MIDTERM REVIEW

Evaluate debt/credit 4

implement timer, game win/lose loop 5

Week 5

implement debit/credit system 4

Unfinished or deferred tasks

testing

Week 6

Unfinished or deferred tasks

testing